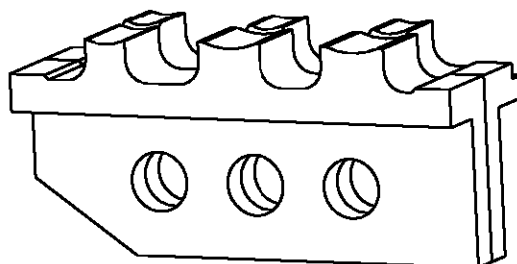
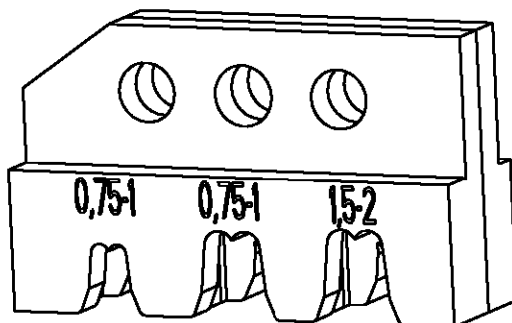


LOC	DIST	REVISIONS					
A1	-	P	LTR	DESCRIPTION	DATE	DWN	APVD
			A	new drawing	11FEB2002	-	-

Kontakt Contact	DGB (mm ²) Wire Range	Drahtcrimp/Wirecrimp		Isocrimp	Iso.-∅ Ins. Range	Betriebsanl. Instr. Sheet
		Hoehe/Height	Breite/Width	Breite/Width		
926987 / 926989	0.75-1.0	1.40	2.54	2.54	1.7-2.1	411-18179
925660 / 925661	0.75-1.0	1.38		4.50	max. 4.5	
		1.5-2.0	1.64			



539730-2	1	0-539787-7	locator ass.	Positioniereinheit	A
	1	1-519151-3	screw M4x25	Schraube M4x25	A
	1	0-519151-9	screw M4x10	Schraube M4x10	A
	1	0-519024-2	hex nut M4	Mutter M4 DIN 985	A
	QTY Stck	PN	Description	Benennung	REV


19

RELEASED FOR PUBLICATION

THIS DRAWING IS UNPUBLISHED.

BY TYCO ELECTRONICS CORPORATION. ALL RIGHTS RESERVED.

© COPYRIGHT 19

DIMENSIONS: mm-DIN 7168-m	DWN M.Heiss	20JAN2000	MATERIAL	-	FINISH	-
	CHK U.Reuter	20JAN2000	 tyco Electronics AMP GmbH D - 64625 Bensheim			
TOLERANCES UNLESS OTHERWISE SPECIFIED:	APVD	-				
0 PLC ±	PRODUCT SPEC	-	NAME ERGOCRIMP Die Set for MATE-N-LOK 3.5 mm			
1 PLC ±	APPLICATION SPEC	-	SIZE	CAGE CODE	DRAWING NO	RESTRICTED TO
2 PLC ±	WEIGHT	-	A 4	00779	©=539730-2	-
3 PLC ±	CUSTOMER DRAWING		SCALE	2:1	SHEET	1 OF 1
4 PLC ±						REV
ANGLES ±						A